

houseof *lighting*

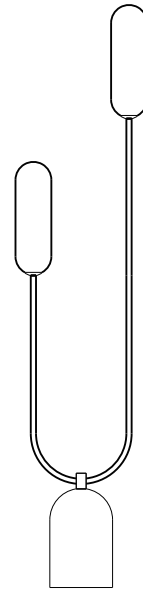
## curve floor lamp

Make sure you get a qualified electrician to fit this new light. Do not plug this lamp into the mains supply until it is completely assembled.

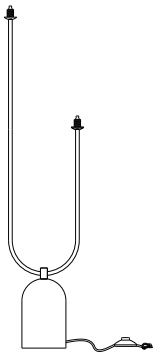
Any questions?

[help@houseof.com](mailto:help@houseof.com)


0330 311 9530



### what's in the box

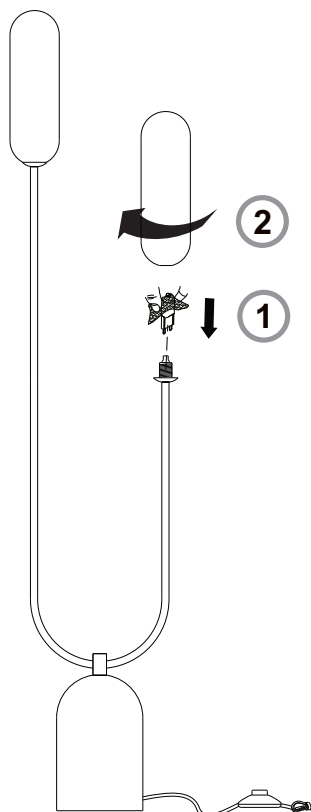


floor lamp base x1



glass shade x2

### assembly instructions



1. Insert the bulbs.
2. Screw the shade onto the arm, careful not to overtighten.
3. Make sure the threads are aligned and not cross threaded.

Recommended bulb: G9 3W LED bulb or Max 28W halogen bulb.